

Citation Managers

What is a Citation Manager?

EndNote

 **RefWorks**

 **Zotero**

 **MENDELEY**

- ✓ Keeps your citations together
- ✓ Organizes your citations
- ✓ Automatically builds a bibliography in many styles
- ✓ Adds citations directly into your paper
- ✓ Manages your PDFs

	RefWorks	EndNote	EndNote Basic	Zotero	Mendeley
	Refworks.com	Endnote.com	Endnote.com/product-details/basic	Zotero.org	Mendeley.com
Who makes it?	ProQuest	Thomson Reuters	Thomson Reuters	Center for History and New Media	Mendeley Ltd.
Current Version		7.4		4.0.29.6	1.16.1
Ease of Use	Moderately easy	More Advanced	Moderately easy	Easy	Moderately easy
Cost	Around \$100.00 a year	Around \$250.00—there are student licenses for less.	Free	Free	Free
File Storage	5 GB	Unlimited	2 GB Free	300 MB Free	2 GB Free
Operating systems	Mac, Windows	Mac, Windows	Mac, Windows, iPad	Mac, Windows, Linux	Mac, Windows, Linux
Citation Styles	1600+ styles	5000+ styles	7 Major styles	15 major styles	1180 styles (community generated)
Collaboration	Create group accounts, share folders	Share libraries with other EndNote users	Share citations	Create synced group libraries	Share citations and papers
Citation Plug-ins for Word	Yes	Yes	Yes	Yes	Yes
Import From	Library Databases	Online Databases	Ovid, EBSCO, and More	Most databases	Most databases
Notes & Tags	Can add notes & tags to citations	Can annotate, highlight PDFs and search PDF text & annotations	No	Can attach notes & tags to citations	Can annotate PDFs
Searching	Yes	Yes	Yes	Yes	No
Sync	No	Can create EndNote online and sync with Desktop	Can create EndNote online and sync with Desktop	No	Zotero, Dropbox, Google Drive

Citation Manager Basics


Creating Bibliographies—Three basic methods

- Enter manually
- Download from a database—usually through an export link on the databases
- Search from the citation manager and download

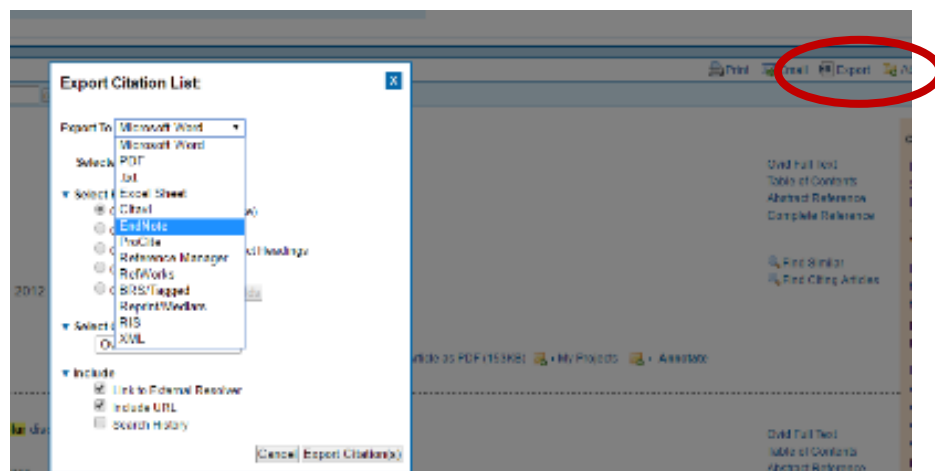
Word Processing Integration

- Many citation managers have “Plug-In” which, when downloaded, adds a tab to your word processing allowing you to “Write and Cite.”

Downloading citations to EBSCO (have your citation manager open when doing this)




Downloading citation to Ovid:



Downloading citations from PubMed: problematic. You can save to a text file and then import it into your citation manager.

Downloading from to the Zotero Stand Alone: Whatever you are browsing in, when you find what you want, click this icon to download to Zotero (upper right hand side of computer screen).



Having Problems with your Citation Manager???

Refworks Support:

http://support.proquest.com/proquest/apex/contactussubmitcase?l=en_US

Endnote Support: 1-800-336-4474, press 4

Zotero: https://www.zotero.org/support/getting_help

Mendeley: <http://support.mendeley.com/>

YouTube Videos & Tutorials:

RefWorks: https://www.youtube.com/channel/UCzmTj_AGeY59VoNv-0SvcCg

<http://libguides.nps.edu/refworks/adding/database>

EndNote: <https://www.youtube.com/user/EndNoteTraining>

<https://www.youtube.com/watch?v=dA8SAMZo0xw>

http://guides.lib.utexas.edu/ld.php?content_id=22455694

Zotero: <https://www.youtube.com/watch?v=kqFiCj1XV-E>

<http://research.library.gsu.edu/zotero>

Mendeley: <https://www.youtube.com/user/MendeleyResearch>

<http://libguides.utk.edu/mendeley>

Limited Trial Subscription to RefWorks

For a limited time we will have a trial subscription to RefWorks.

Login Information:

URL: <http://refworks.proquest.com/signup/rocky-mountain-university-of-health-professions>

Login: KNewmeyer@rmuohp.edu

Password: h3n9n7gw

Off Campus: Invitation code: 3aca-4dk2

This offer is good until Nov. 1, 2016. Once the trial has expired, all accounts created will revert to limited accounts with reduced rights.

Here are some ways RefWorks helps support users when they first join:

- RefWorks guides users through a simple onboarding process when they first sign up. Clear and simple steps show all users how to install the "Save to RefWorks" button (web capture) and how to download and install Write-n-Cite for MS Word or our Google Docs Add-on.
- The Support Center link, accessed from the RefWorks Help button takes users to <http://www.proquest.com/go/refworks-help> and is accessible from every screen in RefWorks.
- Users can contact RefWorks Technical Support at refworks.support@proquest.com or by phone at +1. 800-521-0600 ext. 74440 or +1.734-997-4440, Monday through Friday, 8:00 am –9:00 pm ET.
- We also provide live training webinars to help you quickly get acquainted with RefWorks. To register for an Introduction to new RefWorks webinar please go to this URL: <http://www.proquest.com/customer-care/training-webinars/>